Lideo

Lideo SP12A-8K

8K HDMI 1x2 Splitter

USER MANUAL

Thank you for purchasing this product

For optimum performance and safety, please read these instructions carefully before connecting, operating or adjusting this product. Please keep this manual for future reference.

Surge protection device recommended

This product contains sensitive electrical components that may be damaged by electrical spikes, surges, electric shock, lighting strikes, etc. Use of surge protection systems is highly recommended in order to protect and extend the life of your equipment.

Table of Contents

1. Introduction 1

2. Features 1

3. Package Contents 1

4. Specifications 2

5. Operation Controls and Functions 3

6. Auto Downscaling & Auto Converting 4

7. Application Example 6

1. Introduction

This 8K HDMI 1x2 Splitter can distribute one HDMI source signal to any two display devices. Video resolution is up to 8K@60Hz 4:2:0 12bit. It supports data rates up to 48Gbps to comply with HDMI 2.1 and HDCP 2.3 requirements. It also has advanced EDID management and audio de-embedding function (output through the optical and analog port).

This multi-functional product can work well with xbox or PS5 to achieve 4K@120Hz video resolution on your TVs or relative monitors.

2. Features

☆ HDMI 2.1 and HDCP 2.3 compliant

☆ Support 48Gbps FRL and 18Gbps TMDS video bandwidth

☆ Support resolution up to 8K@60Hz 4:2:0 12bit, 4K@120Hz 4:4:4 12bit

☆ VRR, FVA, ALLM supported

☆ Support HDR, HDR10, HDR10+, Dolby Vision, HLG pass-through

☆ Support HDMI audio formats: LPCM 7.1CH, Dolby TrueHD, Atmos, DTS-HD Master Audio

☆ Support audio de-embedding function (output through the optical and analog port)

☆ Support resolution auto downscaling and converting on each output port

☆ Advanced EDID management

3. Package Contents

① 1 × 8K HDMI 1x2 Splitter

② 1 × 5V/2A Multinational Power Supply

③ 1 × User Manual

4. Specifications

Technical	
HDMI Compliance	HDMI 2.1
HDCP Compliance	HDCP 2.3, HDCP1.4
Video Bandwidth	48Gbps FRL and 18Gbps TMDS
Video Resolution	Up to 8K@60Hz 4:2:0 12bit, 4K@120Hz 4:4:4 12bit
Color Depth	8/10/12bit
Color Space	RGB, YCbCr_4:4:4, YCbCr_4:2:2, YCbCr_4:2:0
HDR	HDR, HDR10, HDR10+, Dolby Vision, HLG
Audio Formats	**HDMI input/output:** LPCM, Dolby Digital/Plus/EX, Dolby True HD, Dolby Atmos, DTS, DTS-EX, DTS-96/24, DTS High Res, DTS-HD Master Audio, DSD **Audio de-embedding output:** Optical: LPCM/Dolby/DTS 5.1CH Analog: LPCM 2CH
ESD Protection	Human body model — ±8kV (Air-gap discharge) & ±4kV (Contact discharge)
Connection	
Input	1 × HDMI IN [Type A, 19-pin female]
Output	2 × HDMI OUT [Type A, 19-pin female] 1 × OPTICAL [S/PDIF] 1 × L/R [3.5mm Stereo Mini-jack]
Control	1 × SERVICE [USB Type C, Update port]
Mechanical	
Housing	Metal Enclosure
Color	Black
Dimensions	145mm (W) × 68mm (D) × 17mm (H)
Weight	260g
Power Supply	Input: AC 100-240V 50/60Hz, Output: DC 5V/2A (US/EU standards, CE/FCC/UL certified)

Power Consumption	4.5W (Max)			
Operation Temperature	0°C ~ 40°C / 32°F ~ 104°F			
Storage Temperature	-20°C ~ 60°C / -4°F ~ 140°F			
Relative Humidity	20~90% RH (non-condensing)			
Recommended HDMI Cable				
Video Resolution	8K	4K60	4K30	1080P
HDMI Cable Length (HDMI IN / OUT)	2m/6.6ft (Ultra HDMI 2.1)	5m/16ft	10m/33ft	15m/49ft
The use of “Premium High Speed HDMI” cable is highly recommended.				

5. Operation Controls and Functions

Front Panel

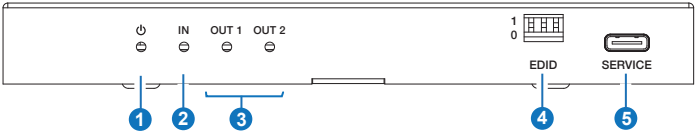

Rear Panel

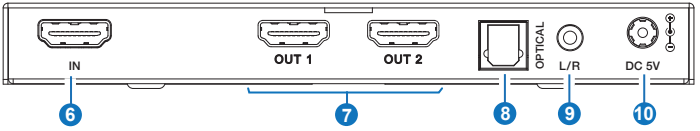

No.	Name	Function Description
1	POWER LED	The power LED lights in red when the device is working.
2	IN LED	When the HDMI IN port connects an active source device, the green LED will be on.
3	OUT LED (1~2)	When the HDMI OUT 1/2 port connects a display device and outputs signal, the corresponding green LED will be on.

No.	Name	Function Description
4	EDID DIP switch	Use the DIP switch to set EDID. [DIP]=111: Copy OUT port sink EDID [DIP]=110: 4K60(4:4:4), 2.0CH [DIP]=101: FRL12G_8K_HDR, 2.0CH [DIP]=100: FRL12G_8K_HDR, 5.1CH [DIP]=011: FRL12G_8K_HDR, 7.1CH [DIP]=010: FRL10G_8K_HDR, 2.0CH [DIP]=001: FRL10G_8K_HDR, 5.1CH [DIP]=000: FRL10G_8K_HDR, 7.1CH
5	SERVICE	Firmware update port.
6	IN port	HDMI signal input port, connecting to HDMI source device such as DVD or PS5 with an HDMI cable.
7	OUT port (1~2)	HDMI signal output port, connecting to HDMI display device such as TV or Monitor with an HDMI cable.
8	OPTICAL	Optical fiber audio output port.
9	L/R	Analog audio output port.
10	DC 5V	DC 5V/2A power input port.

6. Auto Downscaling & Auto Converting

This 8K HDMI splitter supports auto downscaling and auto converting on all outputs. Before downscaling it will compare all the EDID of the connected display devices and select the minimum resolution to downscale and output. For example:

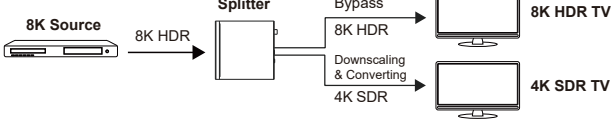

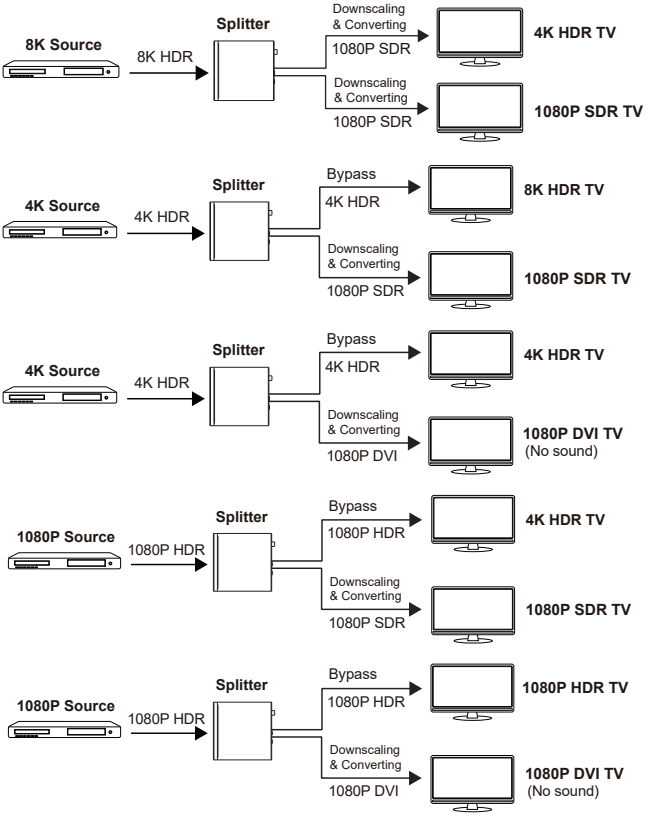

Note: *If the source resolution is downscaled and converted to* ***1080P DVI*** *according to the EDID of display devices, it will be output without sound on TV.*

Downscaling will not work in the following conditions:

1. The input source is 8K DSC format.
2. The resolution of input source is not supported by the splitter.

7. Application Example

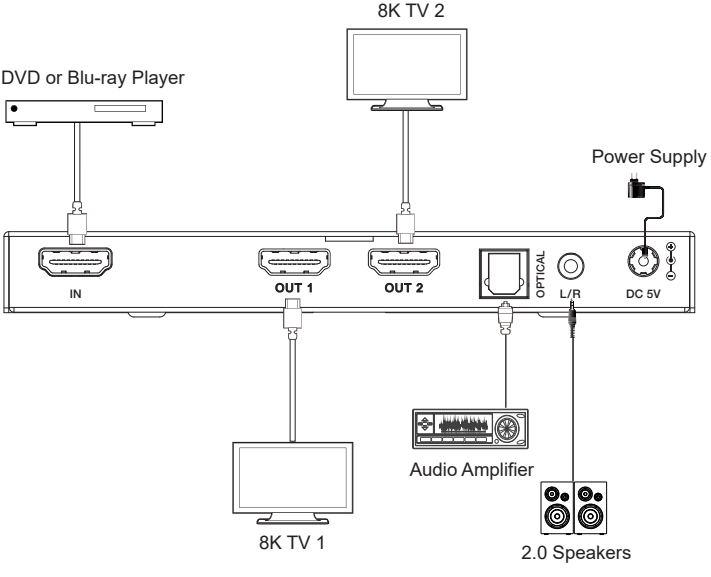

The terms HDMI and HDMI High-Definition Multimedia interface, and the HDMI Logo are trademarks or registered trademarks of HDMI Licensing LLC in the United States and other countries.